



*Bob Goeman
University of
Nebraska Omaha*

IN THE LAST NEWSLETTER I talked about being engaged. Now I ask myself—what about the learning? What really matters is that students have a worthwhile learning experience that promotes their development for life. Learning is a life-long process. It does not end when someone graduates from kindergarten, high school, or college. Actually, most learning starts when all of these graduations are over. Learning happens from the time you are born to death. In learning, the initiative lies with the learners. Even the teachers are learners. So given all that you have learned to this point, do you have any desires to learn more? Do you have a burning desire to teach yourself another skill? Or learn it from some other resource? I have a couple of suggestions and would like to share them with you:

Play a new instrument

If piano is your thing, then do you want to learn another instrument? Well, I don't have any instrumental background, but I do know a little about music. I have purchased a guitar and want to learn on my own. I used my friend Google and typed in "online guitar lessons." Pages and pages of resources were available from free for the absolute beginner

Message from the President

It's All About the Learning

to very expensive for the advanced player. I can view how-to videos or just look at pictures and text. It is all at my fingertips. Maybe it is trombone you want to learn. Online resources are available for trombones, too. I saw a great post that said, "My first trombone lesson in fifth grade started with these two simple rules: if it's too high, slide it out, if it's too low, slide it in. There, you've just learned trombone. :)"

Cook like a professional

Not that I watch television very much, but there are so many shows like *The Great Food Truck*, *Chopped*, *Diners*, *Drive-ins and Dives*, *Iron Chef*, *Cupcake Wars*, and my favorite, *Man vs. Food!* This makes me sound like I do watch a little too much television, but having the need to be a better cook, you have to find a resource that gives you the opportunity to learn. In this case, cooking shows might be the best opportunity to think outside the box. Imagine how the Internet has also promoted

the availability of recipes, cooking techniques, visual presentations, and also variations on traditional cooking.

Tape and finish sheetrock like Bob Vila

Okay, sorry about the Bob Vila reference, but it is one of the artistic abilities that I just can't quite master. I read online strategies for hints, I watch videos of techniques, and I have talked with a mudder who is doing the work. I still can't seem to have the right angle or motion to make it look great. It takes a steady hand and some repetition to make it look like a professional did it. Practice, practice, practice—sound familiar? This is also where my DIY kicks in. I am a big fan of do-it-yourself. The task described here is just one of many that go on around my house. Again, what do I often refer to for learning and solving problems?...the Internet. Sheetrock mudding, here I come!

(Continued on page 9)

Issue Highlights

5 Hacked! Now What Do I Do?

7 Where in the World? Do a Mystery Skype!

14 Video in the Classroom

NETA Newsletter

Published four times yearly.
Contributions are welcome.

PO Box 484, Gretna, NE 68028
Phone (402) 540-1904
e-mail: executivedirector@netasite.org
<http://netasite.org>

NETA Officers and Board of Directors

Renee Kopf Past President
Falls City Public Schools
rkopf@fallscityps.org

Bob Goeman President
University of Nebraska Omaha
bgoeman@gmail.com

Jason Everett President Elect
ESU 10
jeverett@esu10.org

Pam Krambeck Secretary
ESU 3
pkrambeck@esu3.org

Rich Molettiere Treasurer
Omaha Public Schools
rich.molettiere@ops.org

Jason Rushing Board 2013
Lincoln Public Schools
jrrushing@lps.org

Nicki Markut Board 2013
Waverly Middle School
nicki.markut@dist145schools.org

Jane Davis Board 2013
Hershey Public Schools
jdavis@esu16.org

Angie Wassenmiller Board 2013
Concordia University
angela.wassenmiller@cune.edu

Dawn Prescott Board 2014
Schuyler Community Schools
dprescot@esu7.org

Gregg Robke Board 2014
ESU 4
grobke@esu4.net

Matthew Lee Board 2014
Westside Community Schools
mlee@westside66.org

Darci Lindgren Board 2014
Lindsay Holy Family School
dlindgren@esu7.org

Josh Allen Board 2015
Papillion-La Vista Public Schools
joshallen@paplv.org

Jackie Ediger Board 2015
ESU9
jediger@esu9.org

Nicole Badgley Board 2015
Arnold Public Schools
nbadgley@esu10.org

Craig Badura Board 2015
Aurora Public Schools
cbadura@4rhuskies.org

In this issue

It's All About the Learning	1
Technology: Inspire Learning and Creative Expression	3
NETA Board Openings	4
Hacked! Now What Do I Do?	5
Request for Sessions for NETA 2013	6
Where in the World? Do a Mystery Skype!	7
iPad FAQ's and Mining for Classroom Apps	8
Dynamic Invited Speakers will Ignite Learning at NETA 2013	10
Great Plains Google Summit	12
Video in the Classroom	14
News from ISTE Affiliates and the CoSN Conference	15
NETA Contests and Opportunities	16
CenturyLink/NETA Grant Reports	18-22
Internet Safety Month Proclaimed in April	23
Internet Safety and Digital Citizenship Contest	24
Nebraska Distance Learning Week Activities	26
Calendar of Technology Conferences & Seminars	27
Membership Form	28

If you can share a success story related to technology in the classroom, or a software solution review, we'd love to print it in a future newsletter. For making the contribution, you will receive a 2013 Spring Conference T-shirt.

Contact Julie Moore, phone (402) 540-1904 or e-mail executivedirector@netasite.org with a short summary to see if your story can be included in a future issue! ♦



NETA is an affiliate of ISTE—The International Society for Technology in Education.

NETA Executive Officers and Coordinators

Julie Moore Executive Director executivedirector@netasite.org	Lynn Behounek Site Coordinator Ralston Public Schools Lynn_Behounek@ralstonschools.org
Tom Rolfes Executive Liaison Office of the CIO-NITC tom.rolfes@nebraska.gov	Lynne Herr Contest Coordinator ESU 6 lherr@esu6.org
Mike Burns Exhibitor Coordinator mikeburns2@gmail.com	Lucas Bingham Web Coordinator School District 145 of Waverly lucas.bingham@dist145schools.org



Jason Everett
ESU 10
Kearney, NE

Message from the President Elect

Technology: Inspire Learning and Creative Expression

I LOVE TO LEARN! I have more “hobbies” and new things I get involved with that I can’t seem to keep up with them all. I enjoy working around the house doing DIY projects. I enjoy finding new books for our pet therapy reading program. I love taking photos and being behind a camera. I love water and being on the water. I love music and even try playing my guitar when I can. I have a great desire to learn and to continuously improve.

So what does this have to do with technology? Not only with technology, but what does this have to do with education and learning? Technology has not only introduced me to some of these hobbies, but it has also enhanced them in ways never imaginable. Technology has also allowed me to think and express myself creatively using tools that make sense to me. Technology has this same power for you and your students.

How can you inspire your students to learn and be more creative? You can enhance their skills with the tools they are already using! Direct them to new and interesting ways to learn concepts in your class. Tie the content you are teaching to the real world and make it relevant!

Getting new ideas

Sometimes it just starts with an idea. A kick start. You see or read something and think, “Hey! I can do that!” Or, “I can make that better!” Anything from recipes, to goodwill projects, to new ways of thinking

about a math concept. It might even just be an inspirational quote or encouragement from a friend that pushes us towards learning a new concept or creatively expressing our thoughts and ideas. Here are a few tools that may help spark these new ideas.

StumbleUpon—This site makes personal recommendations of websites for you based on your interests. For example, I told StumbleUpon that I like Woodworking. The site allows me to stumble upon other websites that other woodworkers have shared and liked.

Pinterest—This site is a visual cornucopia of others interests pinned on boards for you to feast upon. There are ideas galore here, and it’s a great place to collect and organize little treasures on your own boards.

Social—Facebook/Twitter/G+—Any social media site is a great way to explore what others are thinking, feeling, and doing. Being able to synthesize the endless stream of communication found on these sites and use them as powerful learning tools is a skill all students and teachers will need to succeed.

Learn new things

The way we learn new things is changing. We used to go to a respected adult and/or teacher and ask them to share their endless knowledge of a particular topic. Or we would go to the library and research our new interest. These things may still happen, however,

if I wanted to know more about sailing, I am more likely to ask an “expert.” We can find an expert in just about any corner of the Internet! (Digital literacy is another topic for another article!) Really! They are out there and they want to teach us! Where might you ask?

YouTube—From learning a new song on the guitar to how to create apps on your iPhone, you can learn just about anything on *YouTube*!

Instructables.com—This site claims to be the biggest How-to and DIY community where people make and share inspiring, entertaining, and useful projects, recipes, and hacks.

WikiHow—This Wiki-based collaboration site is on a quest to build the world’s largest, highest quality how to manual(s).

Academic—And there is also the host of solely academic related sites for learning new concepts or solidifying those taught in class.

- **Sophia.org**—Social teaching and learning network.
- **Kahn Academy**—Mostly focuses on math but has other curricular areas as well.
- **Hippocampus**—Multimedia instruction to help with homework or study.
- **CK-12**—Free textbooks for your class! And you can organize them how you need to for your instruction.

(Continued on page 11)

NETA Board Openings

**Do you know someone who would like to be more involved with NETA?
Would you like to be more involved with NETA?**

Board of Directors

NETA has four vacancies on the Board of Directors. If you feel you have the skills and knowledge that will help our organization, please consider submitting your name as a candidate for our Board of Directors. Or maybe you know a member that you feel would be an excellent candidate. Encourage them to submit their name for the ballot. Board members serve a three-year term. Candidates need to obtain permission from their administrators before submitting their name for the ballot. NETA reimburses expenses and substitute pay for board meeting/conference attendance. Candidates will be asked to provide a digital photo and a short narrative for the ballot and web site.

Responsibilities:

- attend up to three day-long meetings each year
- assist with setup and attend meeting the day & evening prior to the spring conference
- attend and have significant duties during both days of the spring conference
- attend a two-day strategic planning retreat in the summer each year (Dates: July 16–17, 2013)
- provide at least one newsletter contribution during their term

Candidates must be members of NETA.

Two officer positions are also available, Secretary and President-Elect. The duties for the two officer positions are as follows:

President-Elect

- Have been a NETA member at least one year prior to being nominated for the position.
- Serve for the President when the President is unable to serve. Shall automatically assume the office of President upon resignation of the President. Shall complete the term of office of the resigned President and shall then serve the full year to which elected.
- Be responsible for aiding in the development of NETA.
- Be responsible for developing and implementing the annual conference.
- Serve one year as President-Elect, then one year as President and one year as Past-President.

Treasurer

- Establish the account(s) of NETA, as approved by the Board of Directors.
- Establish procedures based on the NETA Board guidelines for the depositing of funds and the maintenance of Association properties.
- Receive and disburse all funds of NETA as authorized by the Board of Directors.
- Be re-elected on the odd numbered years.
- Be prepared to submit records for an annual internal and/or external review to a committee composed of the Executive Director, the President, the President Elect and one board member.
- Be bondable.

Deadline to submit information for ballot: December 7, 2012

Please go to the following online form and submit your nomination information.

<https://neta.wufoo.com/forms/neta-board-openings-2013/>. A digital picture for the ballot needs to be sent via email to Renee Kopf. The picture should be a headshot about 1.25" X 2" at 300 dpi, or if it is lower resolution needs to be larger so our staff can reduce the size and increase the resolution.

Any questions can be directed to our Past President: Renee Kopf
Falls City Public Schools
1400 Fulton St.
Falls City, NE 68355
email: rkopf@fallscityps.org



Nicole Badgley,
Arnold Public
Schools

Hacked! Now What Do I Do?

Trying to Get Rid of a Facebook Account

"...follow the Facebook safety center procedures. They usually work. If you continue to have trouble, find a state level resolution by starting with a call to your local law enforcement office. That office will then refer you on if necessary."

"IT WON'T HAPPEN TO ME."

How many times have we thought or said that? "It only happens to other people who don't know what they are doing." But how many people do you know that have received spam in their email, or had their email account sending out spam messages? Hacking is not just for email anymore. Facebook is rising quickly among the ranks of hackers' favorites and the problem can be hard to stop.

It all started when...

Over the past several months I have continually tried to get a friend's hacked Facebook account under control. It all started when her account began trying to open chats with people that she did not initiate. The hacked account looked like my friend was asking inappropriate and suggestive questions. In addition, the account started to send spam messages about money scams through her status updates. So we did what every other "Facebooker" does, we quickly **changed her password** and made sure all of her privacy settings were protecting her. The hacking stopped for a while.

After a while the account showed signs of being hacked into again. This time we went to the Facebook **safety center** to find out what to do. We changed the password again, and eventually we disabled the account to get the hacker to stop using it. When the problem reoccurred, it escalated and

became more inappropriate. We **reported the account** and suggested that her entire "friend list" also report and block the account. Luckily most of her list helped her out and reported it, but the hacking continued. In fact, two of her other friends even reported it to the attorney general through email.

After all of this reporting, the account seemed to disappear for good. However, about two weeks later, the account reappeared, and we couldn't log into the account at all, and we couldn't control anything. The **hacker won control of the account**. The question now became, "did the hacker actually have control of her account, or did the hacker create another account that looked the same?" The hacker is using her picture, her friends list, her real high school, and a couple of status updates she made just before she stopped using her account. My friend wanted to protect her online privacy and reputation. Now she was upset and determined to find a permanent solution.

Where to turn

There is no way to directly contact Facebook for help. There is no phone number to be found. I couldn't even find an email address or contact link to send them a message for help.

As a conscientious teacher in the State of Nebraska, I have attended many Internet Safety awareness sessions with my students and for professional development, so I fell back on my resources. I contacted the Nebraska State Patrol in the Internet Safety Department. I talked with Sergeant Eric Jones of the Nebraska State Patrol out of Lincoln. Sergeant Jones recommends that someone having

(Continued on the next page)

Report and/or Block This Person

Why are you reporting this person? Please check all reasons that apply. You can review and confirm your report on the next step.

This is my old account.
☐ Recover this account, it's hacked
☐ Close this account

This person is sharing spam or inappropriate things.
☐ Spammy friend requests
☐ Spam or scam messages
☐ Other inappropriate content

This profile is pretending to be someone else.
☐ Me
☐ Someone I know
☐ Celebrity

This profile doesn't represent a real person.
☐ Fake name
☐ Pet, cartoon or other character
☐ Business or organization
☐ Other

This person is bothering me.
☐ Bullying or harassing

I think there's a problem.
☐ Hacked account
☐ Using multiple accounts

Is this your intellectual property?

Continue Cancel

(Hacked Facebook, continued)
trouble with a hacked Facebook account should “follow the Facebook safety center procedures. They usually work. If you continue to have trouble, find a state level resolution by starting with a call to your local law enforcement office. That office will then refer you on if necessary.”

The state office will do some visual verification of the account over the phone. They warned me that it was probably a duplicate account and therefore would be more difficult to get rid of, but still possible. When the state office tried to verify the account number (which every account is supposed to have if the account was created the right way), the account number was not there. Then Facebook went to work with Sergeant Jones and the account was eventually deleted for us. The good guys win again!

What you need

If you need help clearing up a problem with a fake Facebook account, some things to have on hand are:

- A scan of the account owner’s driver’s license or state ID
- A list of all usernames, email accounts, and passwords that have ever been used with the account, just in case an old one still works
- Access to a computer while they are talking you through the steps.
- A phone number where you can be reached—they will call you several times throughout the day or days.
- Patience—this process took us over two months! ♦

Ignite Learning

Request for Sessions for NETA 2013

NETA IS LOOKING FOR members and friends who are willing to share their classroom, school or district technology experiences with others from across the region by making a presentation at the NETA conference, April 25–26, 2013. Presenters who can address uses of technology in any discipline and at any educational level are encouraged to submit a presentation. Sessions are lecture/demonstration, conversation style, BYOD (Bring Your Own Device), or poster/gallery sessions and last for 45 minutes.

BYOD (Bring Your Own Device)

The format for the BYOD sessions has been changed for NETA 2013. Instead of dedicating a room for BYOD and people pre-registering, those agreeing to do BYOD sessions will be scheduled into various rooms with no pre-registration. The presenters choosing BYOD need to plan their 45-minute sessions, allowing for attendees to utilize their device.

Poster/gallery sessions

A poster/gallery session allows many presenters to set up in one large session room with poster boards or other resources. It is possible to bring a computer for the gallery showing if it is stated ahead of time on the proposal. Participants stroll through the gallery in an informal manner while presenters show projects and answer questions.

Presenter guidelines

Lead presenters pay the significantly reduced rate of \$25.00 and are expected to provide ample handouts or Web/email access to their information after the conference. A co-presenter may assist in the session. A co-presenter must, however, register for the conference as a regular attendee (Early Bird Pricing: \$125.00 full conference or \$100.00 for one day). A limit of three presenters per session will be printed in the program. Students are allowed to assist in a presentation as guests of the conference (limit of four, and must be supervised at all times).

Questions should be directed to Jason Everett, President Elect/Conference Chair, by email at jeverett@esu10.org

Early Deadline This Year!

Sessions may only be submitted online, and must be entered by the **November 16, 2012 deadline**. No emailed sessions will be accepted. Click the link at the NETA home page at <http://netasite.org> to submit. The online session submission site is open now! ♦





*Craig Badura,
Aurora Public
Schools*

YOU HAVE LIKELY heard about Skype. Did you know that it could be an amazing tool that will engage every student in your classroom? A long time ago when I was a fourth grader (1982), I remember having a pen pal from somewhere in the United States (it was a long time ago, I can't remember the state). I never did keep in touch with that person, but I specifically remember how enthralling it was to write letters and interact with someone from a region that we were studying in class.

Fast forward

Fast forward to 2012. Why not give the students in your class an authentic learning experience utilizing a 21st century tool? Download Skype and get to Skyping! Last year my classes participated in several *Mystery Skypes*. It is a very simple process. You contact another teacher from somewhere in the United States, and have your students try to figure out the location of the other class. I found other participating teachers by using Twitter and the #4thchat and #mysteryskype hashtag. There are several sign up lists, which I will list later, and I would recommend adding your name to the lists. Once you have found another willing educator you just need to follow these steps:

- Assign student jobs using the lists I have provided for you on the Mystery Skype 2012-2013 website listed at the end of the article (I assigned jobs on a

Where in the World?

Do a Mystery Skype!

- Google Doc that I shared with the students prior to class so they would know what they would be doing).
- Go over student responsibilities for each of the topics. Clear expectations now will make for a smoother Mystery Skype later.
- Have stations set up in your classroom with maps, pencils, cameras, backchannel links, so you can discuss them with students as you are covering job responsibilities.
- Once you have covered student expectations and job responsibilities, make the call to the other participating teacher!
- Have your greeters introduce your class and vice versa.
- Start the questioning process. For example, my class loved to ask the following for their first question, "Are you East of the Mississippi?" Let's say the other class answers, "Yes." Your mapmakers will now shade out all of the states West of the Mississippi on the maps you provided.
- Now allow the participating class to ask their closed ended question. While this is happening your mapmakers and logical reasoners will be collaborating to get their next question ready based on the answer they just received.
- This process will go on until the students think they can correctly identify which state the other class is from.
- When your class is ready to guess the location, have them

tell the other class that they think they know where they are from.

- The other class may have to ask more questions or they may be ready to guess as well.
- Once both classes have correctly identified locations, I like to bring my students together so they can learn more about our new friends. We would continue our Skype call and have students ask questions to the other class. Students might ask questions pertaining to geography, school uniforms, school lunches, technology in their school, etc. Be creative and enjoy this time together with your new friends!

Don't be nervous!

I was a nervous wreck the first time we did a Mystery Skype. I was worried that it would be too loud, kids wouldn't know their geography, or students would be off task. Well, I was wrong! Every single student in my classroom was engaged!

Why not get signed up so you can try a Mystery Skype in your classroom this year? If you have any questions, please feel free to send me an email!

Mystery Skype Resources

Mystery Skype Sign Up—
<http://mysteryskypes1213.weebly.com>

Blog Post with resources—
<http://goo.gl/gwkkx2>

Student Blog Post about Mystery Skypes—<http://goo.gl/W3q9jv>



*Pam Krambeck,
ESU #3*

WHEN PEOPLE POSE the question, “How many apps are on your iPad?” it reminds me of a question people asked a few years back related to the number of friends in Facebook. I remember qualifying the Facebook question with, “Do you mean real friends or Facebook friends?”

Use of the iPad has exploded in the schools that I serve at Educational Service Unit #3. Along with the iPad explosion has come frequently asked questions related to apps:

1. How many apps will fit on an iPad?
2. What apps do you recommend for math, science, social studies, writing, etc.?
3. How do you find good apps?
4. Where do you begin looking for apps?

How many

Question #1 is the easiest to answer. In theory, 4400 apps will fit on an iPad if I have computed correctly. (I used the calculator app, of course.) Math teachers encourage students to explain their computations—so, for those reading this article, here is my explanation:

Users can have 11 screens of apps and the iPad will hold up to 20 folders on a screen with 20 apps in each folder. (11 x 20 x 20 = 4400)

Beyond the 4400 visible apps, additional apps could be installed

iPad FAQ's and Mining for Classroom Apps

and accessible with *Spotlight* search. Memory capacity of the iPad is what limits the actual number of apps that can be installed.

Finding great apps—FREE

Questions #2–#4 are all related and I'll lump the answers to these questions together. Finding great apps is the most difficult task when using iPads in the classroom. The only task that is more difficult is finding great FREE apps.

The best source for “mining” apps is to ask other educators who teach the same subject or grade level. Take advantage of face-to-face conversations with educators at conferences, meetings and trainings. Don't overlook social networking tools such as *Pinterest* and *Twitter* (#ipadapps #iPad #freeapps) to browse and search suggestions from other educators. Here are a few educator created sites that I follow regularly:

Educator Pinterest Board

<http://pinterest.com/drferreyra/>

Dawn Ferreyra from Omaha Public Schools has boards for different grade and subject area apps.

*Dawn
Ferreyra's
Pinterest
Board*

Langwitches Blog

<http://langwitches.org/blog/>
Michele Tiller from Springfield-Platteview shared this language teacher's blog. I love the suggestions of apps by Gardner's Multiple Intelligences and 21st Century Skills.

TechChef4U

<http://www.techchef4u.com>

Lisa Johnson is an educator who created an app that works like a database of recommended apps for education (also called *TechChef4U*), has a Pinterest Board of lesson ideas for using iPads and hosts an “Appy Hour” radio show reviewing apps.

Symbaloo & iPad Sammy

<http://edu.symbaloo.com/profile/ipadsammy>

An Educator from Texas has created a series of Symbaloo boards of apps that he uses for a variety of subject areas and grade levels. There is a link to his blog on the provided link where he shares uses for apps along with examples.


(Continued on the next page)



(iPad FAQ's, continued)

Recommendation lists for apps abound, but the first one that I check is **Appitic**—

<http://www.appitic.com>



Appitic is a directory of apps from Apple Distinguished Educators (ADEs) who have used the tools and recommend them to other educators. I love the way Appitic allows searching by subject area themes, preschool, special education, multiple intelligence, Bloom's taxonomy and NETS.

Other app directories or lists by educators that I frequent include:

Texas Computer Education Association iPad App List

<http://www.tcea.org/ipad>

Free apps are shaded on the chart.

Escondido Union Schools Apps List

<http://bit.ly/applist1>

Prices are listed and apps are qualified by curricular area and grade level.

iEducation Apps Review (iEAR)

<http://www.iear.org>



Decipher treasure from trash


Filling your iPad with apps is easy. Mining for great apps that support and enhance learning is a difficult task and one that requires a skilled educator who can decipher treasures from trash. When people pose the question, "How many apps are on your iPad?" I qualify their question with, "Do you mean apps, or apps I actually use?" ♦

<http://netasite.org>

(President's message, continued from page 1)

Create an app

Learning to code is a desire for some people and a curse to others. I dabble enough, but am not highly motivated to do a deep dive into programming. So, on my bucket list is the creation of an app that I can sell and make money. You hear about all of the money that an app can make if you "make it big." Even a 13-year-old has the ability to create a productive app that can be downloaded a million times at 99 cents. I have learned how to do math and can see for myself that I could live on some of that revenue produced by selling a cheap app many times. What type of learning process does this take? Do I need a prerequisite to accomplish this skill? Maybe I should dive in and check the Internet.



Juggle

Plain and simple. Finally a task that I can learn. Really? Maybe not? Practice and persistence may be the key to success. Learnhowtojuggle.info has a great simulation starting with one ball between two hands, with the next step to start practicing throwing a ball from your subordinate hand to your dominate hand, and just before you catch it, try throwing the second ball back. Keep practicing. Now it gets trickier with two balls in your subordinate hand and one in your dominant hand. Throw one of the balls from subordinate towards your dominate hand and then your ball from your dominate hand back to your subordinate hand while tak-

ing the other ball from your subordinate hand back to your dominate hand and then you have a new ball in your subordinate hand that needs to be thrown back to your dominate hand...well keep repeating until you get tired! Success. You have just learned how to juggle! All resources from the Internet!

Keep learning!

What does this entirely mean? I continue to believe that life is all about learning. The Internet continues to be a powerful resource. Parents give encouragement to nurture their offspring to do their best. Leaders give encouragement to their colleagues to be team players and contribute to the whole. A teacher gives encouragement to help students discover their true potential. We learn from people, we learn from nature, we learn from our mistakes, and we learn from positive and negative experiences. Keep learning!

Finally we learn from other members of NETA. The greatest opportunities are being part of our sponsored groups and participating in our annual Spring Conference. Begin to prepare yourself to learn on April 25–26, 2013 when we will "Ignite Learning." You will not regret it! I hope you can join us and learn. ♦

Dynamic Invited Speakers will Ignite Learning

THE NETA CONFERENCE—
Ignite Learning, April 25–26, 2013,
will again feature great speakers
from around the country!



Dr. Yong Zhao

As an internationally known scholar, author, and speaker, Dr. Yong Zhao's works focus on the implications

of globalization and technology on education. He has designed schools that cultivate global competence, developed computer games for language learning, and founded research and development institutions to explore innovative education models. He has published over 100 articles and 20 books, including *Catching Up or Leading the Way: American Education in the Age of Globalization* and *World Class Learners: Educating Creative and Entrepreneurial Students*. He is a recipient of the Early Career Award from the American Educational Research Association and was named one of the 2012 ten most influential people in educational technology by the Tech & Learn Magazine. He is an elected fellow of the International Academy for Education.

Zhao currently serves as the Presidential Chair and Associate Dean for Global Education in the College of Education, University of Oregon, where he is also Weinman Professor of Technology and Professor in the Department of Educational Measurement, Policy, and Leadership.

Until December, 2010, Yong Zhao was University Distinguished Professor at the College of Education, Michigan State University,

where he also served as the founding director of the Center for Teaching and Technology, executive director of the Confucius Institute, as well as the US-China Center for Research on Educational Excellence.



Leslie Fisher

Leslie Fisher's interest in technology began while studying music at the University of Southern California.

She quickly realized the value of utilizing computers for music mixing and recording. She grabbed her 300 baud modem, jumped on the Internet (before anyone really called it the Internet) and started looking for music resources. She soon realized she was spending more time discovering technology than playing music so she changed her major and tried to figure out what geeky thing she could do for the rest of her life.

After graduating, Leslie worked for an Apple subsidiary before joining the Apple team as a Senior Systems Engineer in K–12 education. When the Internet took off in 1994, Leslie was one of the first Apple employees assigned to study Internet growth and implementation.

In 1997, Leslie was roadkill on Apple's road to recovery and part of their massive lay off. She planned to spend most of her huge severance package golfing and waiting a few months to look for a job. The day after her layoff, her phone began to ring with Apple customers requesting consulting, training and presentation services. Before she could say fore, Fisher Technologies Inc. was created to help educators with their technology implementations and decisions.

Fisher Technologies Inc. is now a worldwide company (meaning one employee named Leslie gets to travel the world teaching) specializing in presenting technology solutions for educators as well as digital photography, editing and workflow.

Leslie is returning to Nebraska where her sessions at NETA 2007 and the Midwest Internet Institute in 2005 were popular and packed. Welcome back, Leslie!



Jeff Utecht

Jeff Utecht is an educational technology consultant and author. Over the last 13 years, Jeff has taught

in Washington State and at International Schools in the Middle East and Asia. At the start of his career, Jeff was awarded a Bill and Melinda Gates Grant for technology education. Based on his own experiences of using the Internet to connect with educators around the world, Jeff published his first book for educators titled *Reach* in June of 2010. Over the past five years Jeff has consulted with Web 2.0 companies, educational organizations, and helped to develop a Certificate of Educational Technology and Information Literacy program for international educators.

Jeff is an Apple Distinguished Educator, a Google Apps Certified Educational Trainer. Most importantly, it is Jeff's belief in this current generation that drives his passion and his own learning. To learn more about Jeff visit his website at jeffutecht.com.

(Continued on the next page)

(Speakers, continued)



Mark Coppin

With 25 years of experience working in various capacities at the Anne Carlsen Center, Mark Coppin began as a special education instructor in 1987, and also served four years as director of summer programming, and two years as interim director of educational services. He was a classroom teacher until 1992 when he became Director of Assistive Technology and Director of IT. As Director of Assistive Technology, he coordinated the provision of assistive technology services for the Center. He is also a member of the outreach technology team, which provides evaluations and consultation services throughout North Dakota.

Coppin has attended and presented at state, regional, and national conferences on such topics as technology and teaching, special education, video production, assistive technology, iPad and iPod touch, and autism. He holds two bachelor's degrees from Moorhead (MN) State University in speech communications and in special education and has a Masters in Educational Media Design and Technology. Mark is also a certified ATP (Assistive Technology Practitioner) through RESNA.

In 2009, Coppin was chosen as an Apple Distinguished educator. He currently serves on the advisory board for the Apple Distinguished Educator program. Coppin was nominated for the 1988 North Dakota ARC Teacher of the Year and the 1992 National Association of Private Schools for Exceptional Children Teacher of the Year. ❖

(Technology: Inspire Learning, continued from page 3)

Express yourself

Probably the most important part of the whole learning process is being able to share your creativity with others! Students don't want to do worksheets or assessments that only the teacher will see (if even the teacher) and maybe a few other students. They want to be able to create a story, or create an animation of how gravity affects a pendulum. Or perhaps they want to create a photo slide show representing their ideas on the topic. Maybe they would like to organize a news show and broadcast classroom topics to others across the Internet. Not only will they be able to creatively express themselves, but others will be able to give them authentic feedback in real time that will outlive the semester and grow into a force of deep learning and understanding.

Social: Facebook/Twitter/G+—Not only are social media sites great for getting ideas; they are also great for sharing!

Blogger.com—Create your very own blog and write about things that impassion you! Have others share comments to posts you create.

PodBean.com—Create and share an audio podcast.

YouTube—Create your very own internet video channel. You could have how-tos, news broadcasts for your school, or interviews from folks on a community/national/global initiative.

Picasa Web, Flickr—Share photos and organized albums for comment or create slideshows for your website or other projects.

Inspire creativity in your students. Go where they are and give them the tools to be engaged and authentic with what they are learning in the classroom. Technology is a game changer for education and you are on the leading edge! ❖

Classroom Technology Showcase



The annual Classroom Technology Showcase will be held on Friday, November 16, 2012, during the NASB State Conference in Omaha. Would you like to bring students to showcase technology uses in the classroom?

Please contact
Gregg Robke
(grobke@esu4.net)
for more information!



Lucas Bingham,
School District
145 of Waverly

THE FIRST GOOGLE Summit of its kind in our area was held in late July. Two days jam-packed with speakers from the Midwest and even some Google employees! I'm talking about the Great Plains Google Summit, which was held at Lincoln Southwest High School on July 19th and 20th.

The conference was organized by several leaders from the Educational Service Units in Nebraska and the Lincoln Public Schools with support of the Nebraska Council of School Administrators (NCSA) and NETA. The team from Lincoln Public Schools also played a key role in the coordination of this event by providing use of their great facility and network. Here are some key takeaways, trends or tips from the conference I saw, in no particular order. If you could not make it, check out the hashtag #gpsummit on Twitter or go to <http://www.greatplainssummit.org> and click on the schedule where all the great session resources are posted.

Research Tool

A very audible "Ooh!" was heard when this tip was shown in a session by Molly Schroeder. The session was titled "How do you keep up with Google? Google Apps for Education Certified Training Programs and other Professional Development Opportunities." In a Google Doc under the "Tools" menu you have the option to click on a "Research" button that will open a pane on the right-hand side of your screen for researching within your doc (image at right).

The Great Plains Google Summit

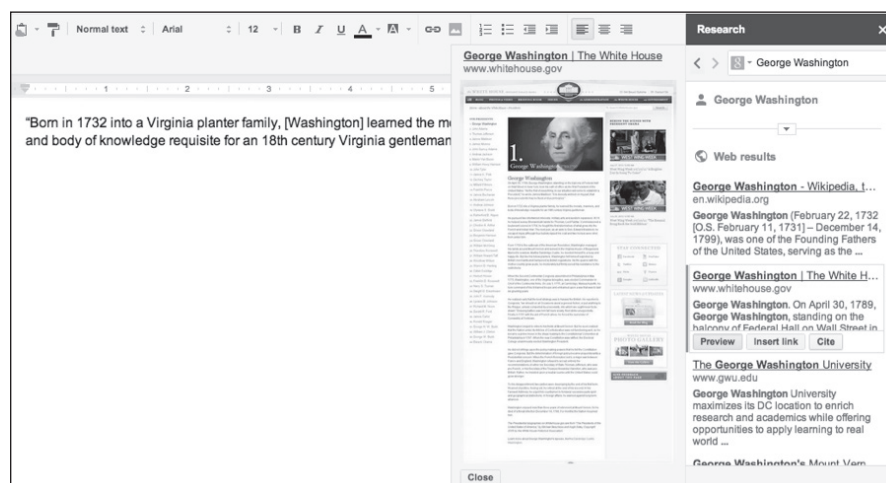

How is this useful? Let's say you want to research something about George Washington. When the research pane is open, you can literally search Google from within it, find your piece of research, pull/type it into the Google Doc and it will cite the information for you automatically at the bottom of the page. It can be limited from a general Google search down to just images, scholarly articles or quotes with the push of a button.

¹ "George Washington | The White House." 2009. 29 Jul. 2012
<<http://www.whitehouse.gov/about/presidents/georgewashington>>

Google+ Hangouts

Jackie Ediger wrote an article in the February 2012 NETA newsletter introducing Google+ Hangouts. Since that time the features have become even better and Google has improved the service. Hangouts are an online place for multiple people to meet and collaborate. You can have multiple video chats, text chats, screen sharing sessions and docs open all inside one Hangout! I suggest you read Jackie's article for the full-blown review, you can find it by going to NETA's homepage (<http://netasite.org/>), clicking *Newsletters* in the menu bar and downloading the February 2012 newsletter.

One major improvement I'll mention is that you can now broadcast your conversation to viewers and have an archive copy of it uploaded directly to YouTube. This feature was released to all users in May of (Continued on the next page)



(Google Summit, continued)

2012. You can broadcast the Hangout on a Google+ stream, YouTube channel or on your own website. Once the broadcast is complete, it will be uploaded to your YouTube channel. Google developed an entire professional development series and conference called *Education On Air* that was done using Hangouts, so nobody actually met to go to the conference. Check out the archives of those sessions here: <https://sites.google.com/site/eduonair/>.

There is lots of potential for this in our schools so I am planning to offer technology trainings to my staff (or anyone who wants to attend) via Hangouts this year. One last thing, the planning team for the Great Plains Summit did all their planning using Google+ Hangouts and never physically met to plan until the conference. Impressive I would say!

Chromebooks and the Chrome Browser

These devices created by Google called *Chromebooks* are becoming a hot topic in education. They are basically a laptop (and now they have a desktop called Chromebox) that run the Google Chrome browser. The idea is that you transition the work you do to browser-enabled tools. For example, you can add apps/extensions using the Chrome Web Store that give you quick access to online, browser-enabled tools.

There are a plethora of add ons for Chrome and many geared toward education. Things like *Pixlr Editor* allow you to edit and manipulate photos online, right inside your web browser like you would using the popular Adobe Photoshop program. The *Biodigital Human* add on would be a great resource for anatomy courses, providing a 3D view of many systems of the human body. The great thing about these extensions is that many of them are free, and you do

not have to use a Chromebook, just use the Chrome web browser. Also, many of the apps allow your students to login with their Google Apps for Education accounts so they don't have to use a personal e-mail address for websites that require an account!

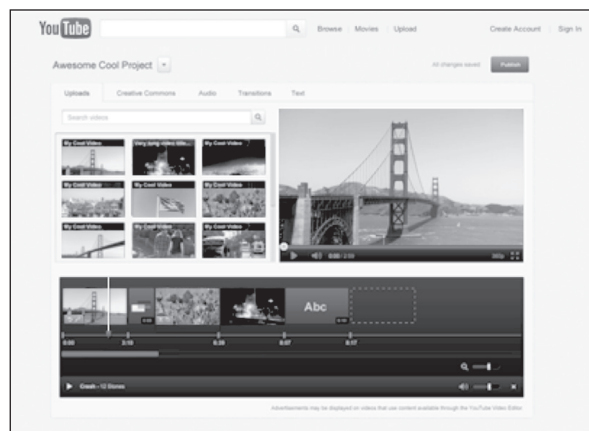
What is nice about the Chromebooks is that

they have a great battery life, perfect for the continual use during the day that most would get in schools. They also are very easy to maintain, performing their own updates and not being very prone to security attacks. Last, students can login using their Google Apps for Education accounts to any device and pickup right where they left off on a previous one.

Of course as with any device that comes out, these are not the holy grail of devices. There are still obstacles and challenges they pose. The Chromebooks are not capable of running the Nebraska state testing software at this time, so they could probably not be a total replacement device for labs. Another issue is that they are very Internet-dependent. They have limited capabilities without an Internet connection.

YouTube

We all know that YouTube is an amazing resource. Where do you go if you want to find a tutorial video? *YouTube!* There are probably hundreds, if not thousands of videos on your topic. There was lots of talk at the summit about how YouTube has changed our culture, world and the generations to come. Presenter Jim Sill talked about how 72 hours of video content is published to YouTube each minute of the day and the site gets three billion hits a day!



Now you can edit your uploaded YouTube videos!

Beyond this is the capability of YouTube to actually allow one to express their interests and teach others. Many people learn how to do amazing things by watching videos. Keynote speaker and Google employee (Google gives them the title of "Educational Evangelist") Jaime Casap talked about how his child learned to play an instrument just by watching videos on YouTube!

One of the great new features YouTube has rolled out is the ability to edit any content you upload online, in your web browser. Many who attended Jim Sill's session called *YouTube in the Classroom* raved after his demo of the online editor. It looks much like Apple's iMovie video editor.

What's Next?

These highlights from the summit are definitely not the only great things that took place and were learned during the two days. I could confidently say that it would be near impossible to summarize all the information that came out of attending. I literally had over a hundred tabs open in my web browser flooding my computer with information to sort through. So, what is the great news if you missed this year's summit? Plans for a second Google Summit for next summer are already underway! ♦



Gregg Robke,
ESU 4,
Auburn

VIDEO CAN BE a highly engaging classroom tool. If implemented effectively, research shows that video in the classroom can:

- Reinforce reading and lecture material
- Aid in the development of a common base of knowledge among students
- Enhance student comprehension and discussion
- Provide greater accommodation of diverse learning styles
- Increase student motivation and enthusiasm
- Promote teacher effectiveness

(Resource: “Using Educational Video in the Classroom: Theory, Research, and Practice,” Cruse, <http://www.libraryvideo.com/articles/article26.asp>)

Change Classroom Dynamics

While at the ISTE 2012 conference in San Diego last summer, I attended a couple of sessions about using video in the classroom. Sometimes, we as educators underestimate the authenticity of using this valuable resource. We can become guarded about all of the videos on YouTube that students watch for fun and then hesitate to bring them into the classroom. However, there are video resources that exist just for teachers that can change the dynamics of your classroom when effectively used.

Video in the Classroom

Two ‘tried and true’ websites that have videos for teachers to use are YouTube and Khan Academy (<http://www.khanacademy.org/>). However, if you go to YouTube, you can get overwhelmed trying to find anything of value, and Khan Academy, while a great resource for high school-aged students, may not work well for elementary-aged students.

YouTube for Education



I’d like to introduce you to YouTube for Teachers (<http://www.youtube.com/user/teachers/>) and YouTube for Schools (<http://www.youtube.com/schools>). When you go to YouTube for Teachers, you will notice that it is organized for educational use. These are all educational videos, already pre-viewed for you to use in your classroom.

When you get to this site, scroll to the bottom of the page and click on *Classroom Videos*. From there, you can select the appropriate content area and grade level. While visiting YouTube for Teachers, you can find answers to such questions as, “Why YouTube?” as well as learn more about how to get started by visiting the *Getting Started* link.

Your school can have its own channel for each teacher on YouTube for Schools. If your school has its own Google domain, you can sign up—all for free. Check these resources out!

National Geographic




I was also fortunate to sit in on a workshop sponsored by National Geographic. National Geographic is known for its amazing pictures and videos. Now teachers have the chance to access a tremendous amount of content related to social studies and science, as well as a variety of other resources. Just go to <http://education.nationalgeographic.com> and view all the resources available for teachers. There are activities listed for students in grades K–12. Resources include: interactive maps, printable maps, map making kits, media (videos and photos), graphic organizers, and much, much more.

Learn 360



Finally, most every teacher in the state of Nebraska can have access to thousands of videos, images, and content from Learn360 (<http://learn360.com>). The IMAT (Instructional Materials) group, consisting of ESU media specialists, has worked to bring this content to each ESU and to each school. Check with your ESU to see if this resource is available for you and your district.

If done correctly, using video in your classroom can change the dynamics of learned content and can lead to high-level discussions. Try some of these resources today and then share those with others in your building and district. ♦



*Tom Rolfes,
Executive
Liaison*

News from ISTE Affiliates and the CoSN Conference

AS PART OF THE ISTE 2012 pre-conference meetings, over 50 ISTE Affiliate organizations gathered in the San Diego Convention Center on Saturday to discuss best practices and issues common to nonprofit education technology membership organizations. From both big and small associations (NETA is in the upper quartile in size), there were almost 120 people in attendance.

ISTE Affiliates Network

Unlike ISTE 2012 conference breakout sessions that focus on classroom technologies, the Affiliate meeting focuses on such issues as member recruitment and retention, legal and insurance services, keynote speaker recommendations, and organizational communication tools. Salaried executive directors get time to visit together and there is a lot of time for networking with officers from other education technology organizations.

NETA members will be proud to know that our own conference attendance continues to grow and that as an organization, we have successfully weathered the recession. Other affiliates? Not so lucky. In other states, conference attendance was heavily funded by EETT funding, and as that federal program ended, it negatively affected other conferences' attendance.

Year after year, the NETA Conference is living proof that education technology is a critical component

for Nebraska classrooms and schools, and that our educators and technologists will do almost anything in their power to attend the NETA Conference to learn about what's new, network with colleagues, and hear inspiring speakers. NETA members, you're the best!

CoSN 2012 Conference

The Consortium for School Networking (CoSN) Conference is one of my favorite national conferences. In early March 2012, CoSN held their annual conference in Washington, DC at the Omni Shoreham Hotel. The CoSN Conference is much smaller in attendance, when compared to ISTE, TCEA or FETC, but is a high quality conference nonetheless, with a more technical theme. In the odd-numbered years, CoSN relocates to a central or western state (San Diego for March 2013) and in the even-numbered years, it convenes in or near Washington, DC, coupled with the Advocacy Meetings and a trip to Capitol Hill.

CoSN starts its three-day schedule with a day of pre-conference workshops and the International Symposium, which invites attendees from all over the world to share experiences with their U.S. counterparts. Days two and three include keynote sessions, plenary sessions, and breakout sessions. One characteristic that sets CoSN apart is that exhibitors are encouraged to attend all of the sessions to exchange information alongside their education colleagues, and the exhibitor area is closed during the breakout session time.

Topics such as BYOT, mobile learning technologies, technical support issues, social media management, and bandwidth shortages dominated the breakout sessions. It was quite evident from the CTO questions during sessions that they are feeling increased pressure to accommodate student wireless devices within schools and that the school wireless networks are woefully unprepared for the increased demand in bandwidth or the increased density and diversity of devices.

One session by CTO Bailey Mitchell from Forsyth County, Georgia, was filled to overflowing as his technical team was in the process of moving to BYOT for a 37,000-student district. His first year data revealed that actual Internet bandwidth had doubled to 40Kbps/student, and that he had over 11,000 devices on the "Faculty Secure" and "Student Secure" wireless networks and over 25,000 devices on the "public" wireless networks, dominated by Droids and iPhones.

The Consortium for School Networking (<http://www.cosn.org/Initiatives/>) is well known for its member compendium, EdTechNext reports and leadership initiatives such as Data-Driven Decision Making, Green Computing, Cyber Security for the Digital District, and Total Cost of Ownership/Value of Investment, just to name a few. For only \$250 per year for a small institution with fewer than 2500 students, there are many member benefits that make CoSN a great value besides just attending the conference. ♦

Student Contests and Teacher Opportunities

Guidelines & interactive forms for all contests and opportunities are at <http://netasite.org>

Deadline for all contests is January 18, 2013 EXCEPT for the Logo Contest with the deadline of December 14, 2012.

We encourage you to utilize the interactive forms from the web that allow you to legibly print your entry form. This will help contest chairs so contest winners and sponsors' names are spelled correctly in our publications.

A mission of NETA is to provide recognition to outstanding Nebraska students, pre-service teachers and teachers, in part by providing contests, scholarships, and grants. The forms and guidelines for these opportunities were printed in the September newsletter, with a summary listed below. Check our web-site for interactive entry forms and detailed instructions for student contests and teacher opportunities.

Contest for Students, Teachers and Pre-service Teachers

Creative Comics

K–12 Students, teachers and pre-service teachers, it's time to get creative! We are looking for your best original digitally created comic strips. Students: create a comic strip that highlights your learning or showcases curriculum topics. Teachers or pre-service teachers: share original classroom or technology humor. Contact Lucas Bingham with questions at lucas.bingham@dist145schools.org.

Point/Counter Point Video Contest: Cell Phones

(For students grades 5–12, teachers and pre-service teachers) Cell phones are becoming increasingly pervasive in today's classrooms. Create a 30 second video taking a side on this issue: *Should cell phones be allowed in your classroom?* Contact Matt Lee with questions at mlee@westside66.org.

Contest for Students Only

Student contests are open to all Nebraska K–12 public and private school students, unless otherwise noted.

K–12 Graphic Imagery Contest

Entries in the graphic imagery contest could include digital photographs, images that have been digitally enhanced, hand drawn images and others—be creative. All entries should be original work created by the individual submitting the entry—clip art should not be used. Contact Jackie Ediger with questions jediger@esu9.org.

NETA Conference Logo Contest

Create a design for the NETA Spring Conference 2013—*Ignite Learning*. Encourage students' creativity by entering artwork created with computers in the NETA Conference Logo Contest. This year there will be one winner chosen from each of the following age categories: K–3, 4–5, 6–8, 9–12, and Post-Secondary/College. One of the winning designs will be declared Overall Winner and will be used on the conference materials and T-shirts. All age category winners will also be published in the NETA newsletter and/or on the NETA web site. **NOTE: Earlier deadline for this contest—December 14, 2012.** Contact Jason Rushing with questions at jrrushing@lps.org.

Web 2.0 Tools Student Collaboration Contest

Examples of interactive entries: classroom blogs, wikis, web pages, online interactive classroom newsletters, or educational social networking sites. Student divisions: K–4, 5–8, and 9–12. Contact Jane Davis with questions at jdavis@esu16.org.

K–12 Open Class Contest!

Write a great computer app? Create an awesome desktop publishing file? Digital story? Podcast? An original music composition? We want them all! Contact Jason Rushing with questions at jrrushing@lps.org.

(More student contests on the next page)

(Student contests, continued)

Brand It Contest—New This Year!

Entries in the “Brand It” design contest could include any of the following: An original logo for a school-based business, a re-designed logo for your school building or district—include original design with your entry, or an original logo for a local area business. Contact Pam Krambeck with questions at pkrambeck@esu3.org.

Contests for Educators

Teacher contests are open to Nebraska public/private teachers, unless otherwise noted. Deadline for all teacher opportunities is **January 18, 2013!**

Opportunity to Attend NETA 2013!

Nebraska public/private teachers who are in their first three years of teaching—put your name “in the hat” to possibly win a free NETA registration. If you can answer “yes” to all of the following, please submit your name for the drawing 1) teacher with three years or less teaching experience, 2) have not attended a NETA Conference, 3) knows that the school or district does not have the means to pay registration costs, 4) has strong interest in use of technology in the classroom, and 5) has principal/supervisor support. Contact Nicki Markut with questions at nicki.markut@dist145schools.org.

ISTE Teacher Trek Contest

Win a trip to ISTE 2013 in San Antonio next summer! We are asking you to use your creative technology skills to submit your contest entry explaining how you use technology to enhance student learning and how attending ISTE 2013 would strengthen what you already do. What are you hoping to learn or gain by attending sessions at ISTE 2013? Trips will be awarded with a maximum of \$1800 each (total in awards not to exceed \$10,000). Contact Nicki Markut with questions at nicki.markut@dist145schools.org.

Excellence in Leading with Technology Award

The purpose of the Nebraska Excellence in Leading with Technology Award is to recognize and honor an individual who has demonstrated outstanding achievement in implementing technology to improve teaching, learning or administration. This contest is open to Nebraska K–12 public and private school administrators and technology coordinators whose primary job role does not include teaching students. Contact Jackie Ediger with questions at jediger@esu9.org.

Excellence in Teaching with Technology Award

The purpose of the Nebraska Excellence in Teaching with Technology Award is to recognize and honor an individual who has demonstrated outstanding achievement in implementing technology to improve teaching and learning. This contest is open to Nebraska K–12 public and private school teachers. Contact Jackie Ediger with questions at jediger@esu9.org.

Web 2.0 Tools Teacher Collaboration Contest

Examples of interactive entries: classroom blogs, wikis, web pages, online interactive classroom newsletters or educational social networking sites e.g. ning. This contest is open to Nebraska K-12 public and private school teachers, as well as pre-service teachers. Teacher Divisions are for teachers of grades K–4, 5–8, and 9–12. Contact Dawn Prescott with questions at dprescot@esu7.org.

Technology Grant Program


To further encourage the linking of technology to the curriculum, NETA is proud to continue the Technology Grant Program. Grants will be awarded with a maximum of \$1500 each (total in awards not to exceed \$10,000). Contact Nicole Badgley with questions at nbadgley@esu10.org.

CenturyLink Teacher Classroom Grants

CenturyLink is investigating funding options for the 2013 grants, but arrangements have not been finalized. Please check the NETA web site, [www.netasite.org](http://netasite.org), in the future for more information regarding the grants. ❖



CenturyLink™
Stronger Connected™



CenturyLink/NETA Grant Reports

DURING THE APRIL 2012 NETA Conference, twelve Nebraska schools were awarded CenturyLink/NETA grants. The grants were for up to \$5,000 each. The following reports will provide a glimpse into how these projects have progressed since districts received their checks last April.

CenturyLink is investigating funding options for the 2013 grants, but arrangements have not been finalized. Please check the NETA web site, www.netasite.org, in the future for more information regarding the grants.

Trish Finley **All Saints Catholic School**

Nifty Fifty Goes Digital: **\$4,574**

Nifty Fifty Goes Digital provides a real-world, hands-on experience through which fourth grade students will:

- Compare communities and describe how the United States and Nebraska communities changed physically and demographically over time.
- Use higher level thinking processes to evaluate and analyze primary sources and other resources.
- Create original works as a means of personal or group expression.

In the school computer lab, the students have been assigned a group to work in. Each member of the group has commenced their research on a chosen state in an assigned U.S. region. Students used Kindle Fires to gather e-book material and took notes on social, economical, geographical, and demographical information on their state. All information was wrote and shared in *Evernote*, cloud storage accessed from any technological device.

Project components left to be completed include student collaboration to create a state region slide show using the creative software *Pixie*, and student group preparation of quiz questions for the student response clicker program. Throughout the school year the students will conduct bi-monthly clicker quizzes and use Kindle Fires to read Social Studies and other curriculum material. Nifty Fifty has gone Digital!

Kerri Stover **La Vista West Elementary**

Jump Starting Literacy at Home and School: \$4,980

La Vista West Elementary is a building-wide Title I school that continues to look for and provide all of our students with multiple opportunities to interact with literacy. We also look for a variety of ways to get our parents involved in the learning process.

Our project has used technology for enhanced literacy experiences in our primary grades during the school day and during the summer. The project provided two iPads and cases for each of our five kindergarten and first grade classrooms to be used during instruction time. In addition, students who qualified for the Papillion-La Vista School District's summer Jump Start program (for students entering Kindergarten) used them as part of their literacy block.

After school home visits with the students and their families who participated in the Jump Start program will also take place. Students who participated in the program will be allowed to check the iPads out and take them home to engage in literacy activities with the adults in their homes. This will allow us to strengthen the home to school connection, expand learning opportunities, and reinforce what is being taught in the classroom.

We continue to look for apps that support our literacy goals. Remaining grant funds will be used for such purposes.

Jen Reents **Holy Name School**

Setting Class Learning on Fire: \$5,000.00

The Kindle Fires were purchased in May of 2012 with the grant money received. Free apps were loaded and books were reviewed. During that time, the 2nd graders were given the opportunity to use the Kindles in their technology class. We observed the students and watched as they explored the apps and Kindle functions. We noted what safe guards we would need in place and which kind

(Continued on the next page)

(Grant reports, continued)

of apps were most popular. As a follow-up, the teachers in first, second and third grades, along with the technology instructor, worked during the summer to choose books that would be appropriate for all learning levels in those grades. The books were ordered and installed on the teacher's Kindle.

Since school began, the Kindle rules for safety have been developed. Each student was assigned a Kindle and then trained on the basics of the Kindles (reading books, using apps and surfing the Internet). The students began using specific apps geared to their grade level. In late September when reading placement testing is complete, the technology coordinator will load books on each Kindle geared to the specific student's reading level. E-reading will be integrated into the curriculum in October, and use of the Internet will begin towards the end of 2012.

Student enthusiasm is high, and we look forward to a great year as we set learning on "FIRE."

Kevin Morrow
O'Neill Public Elementary

iFitness To Fight Childhood Obesity: \$4,997.00

iFitness to Fight Childhood Obesity has a strong two-fold purpose. First, to combat today's childhood obesity epidemic with the very devices some people have claimed have caused the problem. Second, to increase students' 21st century skills, better reach the ISTE NETS Standards, and hopefully increase student achievement in other scholastic areas as a result of increased fitness levels through

technology integration. The core of the program is action research with students taking iPads home and comparing changes in BMIs and heart rates to a control group who utilizes more traditional fitness programs. Threaded throughout is the authentic use of technology for students to be creative, collaborative, and solve real-world problems with Challenge Based Learning. It is my strong belief that by utilizing iPads in a meaningful way in Elementary Physical Education I can help my students be more physically fit, more academically successful, and lead others in making similar improvements to their P.E. programs via technology as well.

I hit the ground running with my Century Link/NETA Grant Money when school started this August. At this point one group of seventeen fifth graders have iPads in their hands using them in this action research fitness study 24/7. This means students are using their iPads at home and at school for exercise, as well as academics. Teachers of these students can use the iPads as they wish during school hours.

Students are logging the amount of exercise on a Google form each day from home along with other important information. I am tracking the number of minutes of exercise students are completing

using the exercise apps available on the iPads. Another group of fifth grade students are also logging the amount of exercise they are getting outside of school hours on the same form. This group has no iPads. During the second quarter of school we will switch groups and the other fifth grade class that did not have iPads will get their chance to have access to the devices all of the time.

I have also completed all of our fitness testing, have some base line data on each student's pre and post activity heart rates, as well as body mass index information from both groups of students who are participating. At the end of the action research I will analyze all the data from both groups and see if indeed the control group (students with iPads) achieved higher minutes of exercise. I will also be checking to see if students' academic performance increased.

It has been an interesting process, and fun to watch the kids be so excited about having the iPads in their hands to aid in their learning and physical education. The students have been very responsible in taking part in such a cool research project. As part of the study, students with the iPads have to record several reflection videos on the action research and how they feel it is progressing. Also

(Continued on the next page)

Meeting Minutes on the Web

The minutes for NETA Board meetings are available on our website. You will find minutes from the October 2012 NETA Board meeting, as well as PDF versions of past newsletters and links to other resources on the web at the following location:

<http://netasite.org>, then click **Resources**.

(Grant reports, continued)
each student is required to make one interactive exercise podcast using the tools available on the iPad, such as *Garage Band* or *iMovie*. These will be used in class as another creative way to keep fit. This has been an exciting new way for my students and I to learn the importance of being fit and its benefits to increased academic achievement.

Laurie Maline
Lincoln Elementary

Fire up Engagement: \$4,830

I was thrilled to receive this grant. We purchased 20 Kindle Fires before school got out for the summer. I then spent the summer getting them ready. This process included registering the devices, purchasing apps and books, activating parental controls, and insuring they were functioning correctly. Two of the first apps that were downloaded for the devices were a free anti-virus app and Quick Office Pro, which were purchased to allow the students to create Word documents and Power Points on the Kindle Fires.

So far, the Kindle Fires have allowed students to access *Spellingcity.com* for spelling reviews, access *IXL Math*, read e-books, use the preloaded *Oxford Dictionary* for their vocabulary journals, in addition to other activities related to their daily classroom work. The students are excited and engaged by the inclusion of the Kindle Fires in the classroom and I look forward to expanding their use further by adding student email, student made presentations, and viewing educational videos. With the exception of those funds earmarked for the upcoming

NETA conference, all funds have been utilized for this project.

Maggie Tiller
Gothenburg High School

On the Path to Paperless: \$4,991.29

In an ideal situation, I would purchase enough technology to make my classroom a “paper-less” classroom, where the students manipulate the content through the use of applications and the Internet. The use of iPads would allow them to do that. While the grant money was put towards the purchase of iPads, I was not able to purchase an entire classroom set. Therefore, the main goal of my project is to be “On the Path to Paperless.”

Other goals of the project take into account the capabilities the iPads have. Students can use Apps as learning tools; they can utilize cameras to document scientific processes and create unique projects. One of the most important goals is to provide students

with learning activities so that students are met with their unique intelligences. This goal would allow for more individualized instruction. Using the iPads to design activities, projects, and learning resources allows students to make choices on how they want to learn. Hopefully, the choices they make when using their individual multiple intelligences will allow them to learn best. Therefore, they will “do the doing,” in order to “do the learning.” I have started projects with the iPads already and the students are extremely engaged!

Matt Hinkel
West Point-Beemer

CadetVision II: \$5,000

CadetVision II gives students the opportunity to live stream over the Internet in-house academic concerts and performances, sporting events, as well as publicly attended ceremonies. Additionally, we have the ability to use a green screen (chroma key) technology (More grant reports on the next page)



Melissa Werner from Washington Elementary in Norfolk receives a grant “check” from Danny Pate of CenturyLink at the NETA Conference in April.

(Grant reports, continued)
that will enable us to broadcast the appearance of a studio when in reality there is just a green screen behind us.

The primary item purchased was the *NewTek Tricaster 455* as our key piece of equipment. Supplementing this purchase was lighting fixtures for adequate chroma key functionality. Most of the remaining supplemental items needed have already been purchased.

Already this school year we have used this equipment to live stream over the Internet home football and volleyball games. We are currently working on a broadcast studio, which has allowed collaboration of our technology and construction classes. Scheduled to happen still this semester will be news-style broadcasts.

Follow this project by visiting our broadcasting page at:
<http://cadetvision.wpcadets.org>.

**Melissa Werner and
Kathy Friedrich
Norfolk Public Schools—
Washington Elementary**

**iPAD. iREAD. iLearn:
\$4,983.92**

The original success of iREAD Project was found in Escondido Union School District in Escondido, CA. Similar to Escondido, Washington Elementary has a very diverse and socioeconomic challenging population. While we celebrate our diversity, these factors are undoubtedly “road-blocks” in our students’ paths to academic success, especially in the area of reading. Washington Elementary set out to address the achievement gap and found within the research, that reading fluency was the “bridge to comprehen-

sion.” We learned that fluency passages, when read repeatedly and when students had the opportunity to monitor their progress along with their teacher, the reading rate (words per minute) increased. As a result the students’ reading comprehension also increased. Motivation, or lack thereof, was also a key player in our challenge.

Enter the iPad and the iREAD project! With the grant money awarded, iPads were purchased to help increase the student reading rate. Students use an iPad to record their voice while reading a passage multiple times. iREAD, which stands for I Read Electronic Audio Digitally, allows our school to use the research based strategy of repeated readings in a new, innovative way that allows students to be more motivated, engaged, and self directed learners.

**Sandy Dieckman, Angie Means, and Carrie Kopf
Norfolk Senior High**

**Mathcast: Making Math Help
More Accessible: \$4,877.35**

Our primary goal is to increase students’ mathematical knowledge and to raise our NeSA mathematics scores. With our grant money we have purchased ten Livescribe pens and three iPads. One of the challenges that our math department is facing is making mathematics help more available to students outside of the class period.

We plan to use the Livescribe pens in the classroom with student note-takers and then we will upload these pencasts to a Google site or the school’s FUSION web



LiveScribe Pens, used in the Mathcast grant, were introduced in an article by Gregg Robke in the November 2011 NETA newsletter

page. This will allow students who miss class or do not understand a topic to login and get help through the pencasts. We are planning on using the iPads within the classroom to watch the pencast with the pencast player app and also use other apps such as *Explain Everything* to enable both teachers and students to create podcasts that will help students increase their mathematical skills and knowledge.

Additional purchases that will be made with the remaining grant money are covers for the iPads, headphones and a stylus for each iPad. Our timeline for implementation is to train students and teachers on the Livescribe pens in October and start using them in November.

**Sara Robinson
C. Ray Gates
Elementary School**

iTouch the Future: \$5,000

The purpose of this project is to infuse technology in innovative ways to foster student ownership and achievement through the formative assessment process.

(Continued on the next page)

(Grant reports, continued)

The grant money was used to obtain a set of 20 iPods, a Parasync Charging Dock, and an iTunes Card for the upper elementary students in the building. The materials were purchased over the summer and have been circulating throughout the third, fourth, and fifth grade classrooms.

The iPods will provide the Gates staff with the technology needed to engage students as they set goals, practice and apply skills, self-assess, and monitor progress. The iPods will also enable teachers to improve student attitude, enthusiasm, and engagement across all curricular areas. There is more to these mobile devices than just playing a fact fluency game or downloading music. When used in innovative ways, the iPods can and will provide students with immediate feedback, help them set goals, and allow for differentiated instruction.

At our first professional development meeting this year, the Gates staff was introduced to even more unprecedented ideas on how to utilize these versatile tools. Needless to say, we are ALL very excited to be given the opportunity to use the iPods in our classrooms.

Sarah Vogel
West Holt Public School

Creators Not Consumers:
\$4,997.32

The major goal of Creators not Consumers is to help move the kids from being predominantly just consumers of content to being responsible creators of content. I feel that not only does the creation of content require higher level thinking skills, but it also helps reinforce the learning.

My main goal is to utilize the iPads in every subject area. Another goal is to have the students create at least one item each month. We are working on this goal as the new school year is now in full swing. We have utilized many geography and social studies applications, as I am teaching fourth, fifth, and sixth grade Social Studies.

The students are very excited to use the new iPads as they discover the world of technology. I hope that by teaching the students how to create and not just consume products they will also learn to be responsible digital citizens.

Debbie Komenda and
Stephanie Dannehl
Holdrege Public Schools

Touch to Learn: \$4,990.00

This grant has allowed us to purchase iPads to incorporate technology in the classroom. Our two main goals are to increase student achievement in reading and differentiate instruction. We would like to see 93% of the

students increase their RIT (Rasch UnIT, which is a measurement scale developed to simplify the interpretation of test scores) score using MAP Assessment in the area of reading. Assessments from the Spring of 2012 will be compared to the Assessments in the Spring of 2013. Our second goal of differentiated instruction can also be met by using these mobile devices. Students will be provided endless opportunities for their learning, which can go beyond the classroom walls.

To date, the students and teachers have completed an online survey to collect data on how familiar they are with how to use an iPad. At an in-service we presented information about the grant to teachers, demonstrated how iPads can be utilized within the classroom to increase student achievement, and let the teachers explore the apps that the students would be using. In mid-to-late September, we will begin working with students in the classroom using the iPads. ❖

Wanted!

Judges for all contests!

We are looking for people willing to assist with the NETA contest judging, scheduled on Saturday, February 23, 2013 in Waverly. If you are interested, please contact Lynne Herr at lherr@esu6.org. Lunch is provided, along with a terrific learning experience and great company. Please join us for a fun day!

NOTE:

If you have students entered in any of the contests, you will not be able to judge that particular contest.



Internet Safety Month Proclaimed in April



On March 14, 2012, the Governor signed the proclamation designating April as Internet Safety Month in Nebraska. Pictured left to right: Gregg Robke, Eric Smith, Kim Robke, Sandy Blankenship, Linda Dickeson, Deb Hericks, Governor Heineman, Assistant Attorney General Jeff Gaertig, Robert Hays, Mike Kozak, Chris Niemeyer—Learning.com, DeLayne Havlovic—Common Sense Media and Omaha Public Schools.

APRIL 2012 was proclaimed by Governor Dave Heineman as Internet Safety Month in Nebraska. Robert Hays (ESU#11/retired), Attorney General Jon Bruning, and the state-wide ESU Technology Affiliate Group have been major promoters of Internet safety in Nebraska schools. Students across Nebraska entered related contests to create posters and video or audio public service announcements (PSAs) promoting Internet safety. The contests are jointly hosted by Nebraska Educational Service Units and Attorney General John Bruning's office. Students from across the state participated in this contest to help promote and understand the importance of Internet safety (winners listed below).

Grades K-4

Hand-drawn Poster

Samantha from Elm Creek Public School, Elm Creek

Computer-generated Poster

Dylan from Sandhills Elementary, Halsey (image lower left)

Video PSA

Kaylee from Sargent Public School, Sargent

Grades 5-8

Hand-drawn Poster

Tanner from Cedar Hollow- Northwest Public Schools, Grand Island

Emily from Johnson- Brock Public Schools, Johnson

Computer-generated Poster

Alyssa from Scotus Central Catholic, Columbus

Audio PSA

Kelsey and Emily from Cedar Hollow-Northwest Public Schools, Grand Island

Video PSA

Cierra and Hailee from O'Neill Public Schools, O'Neill

Open

Alyssa, Jeremiah, & Elizabeth from Trinity Lutheran, Grand Island

Grades 9-12

Computer-generated Poster

Katelynn from Litchfield Public Schools, Litchfield

Video PSA

Ashley, Lauren and Taylor from Johnson-Brock Public Schools, Johnson

Open

Haley from Elm Creek Public School, Elm Creek

To learn more

To learn more about Internet safety, see the posters, and access links to the winning video and audio files, visit the following web site:

<http://blog.esu10.org/internetsafety/2012-winners/>. ❖

The 5 main Internet safety rules

- Don't give out personal information
- Never agree to get together with someone you meet online
- Don't believe everything you read online
- Only use your first name
- Don't give out your account password



2013 Internet Safety and Digital Citizenship

Poster and PSA Contest Guidelines

Sponsored by the Nebraska Attorney General and Educational Service Units

The ESUs of Nebraska in partnership with the Nebraska Attorney General's Office are sponsoring an Internet Safety and Digital Citizenship Poster and Public Service Announcement (PSA) Contest for students in K-12 Schools in Nebraska.

Eligibility

Any public or private school/district within an ESU may participate.

Categories

Each school or district may submit one entry in each category from each grade grouping: K-4, 5-8, 9-12, i.e. three entries per school for each of the five categories.

Entry Formats

- Poster** high quality computer generated (CG) in pdf, tiff, jpg, or png format
- Poster** hand drawn (HD)
- Audio PSA** submit on labeled CD (mp3, aiff, or wav format)
- Video PSA** submit on labeled VHS, DVD, or CD (QT, WMV, or RM format)
- Open** a submission which does not fit a poster or PSA category above—could be a brochure, video documentary, etc.

Rules

- No real names used on posters or in audio or video PSAs.
- Copyright laws must be followed, i.e. images, sound, etc.
- 29 second target time on PSAs (audio and video).
- Label CDs and DVDs with ESU Internet Safety Entry Form info (see next page).
- Put ESU Contest Entry Form on back of posters
- Poster Size: minimum—8.5" X 11", maximum—16" X 22" (recommended delivery in protected mailer, such as tube or flat box. Do not bend.)

Deadline

Entries must be submitted to the Digital Citizenship Coordinator within the technology department at your local ESU by **February 1, 2013**.

Award

One entry in each grade grouping from each ESU will be selected and given state ESU recognition. Winning posters and PSAs, audio and video, will then be eligible for awards and/or use by the ESUs and the Nebraska Attorney General's Office. A winning entry in each category will be selected and sent on to the Attorney General's office for special recognition.

Entry Form

Download the interactive form from the NETA website *Resources* page at <http://netasite.org/downloads> or use the form on the next page. Place it on the back side of each poster entry. Submit the form along with each audio and video entry. ❖

2013 ESU Internet Safety and Digital Citizenship Contest Entry Form

Please complete this form and place it on the back side of each poster entry. Submit it along with each audio and video entry. Please label CDs and DVDs.

Category—please check: Poster (☐ HD or ☐ CG), PSA (☐ Audio or ☐ Video), ☐ Open

Student(s) Name(s): _____

Student(s) Age(s): _____ Grade(s): _____

School Name: _____

School Address: _____

School City, State, Zip: _____ School Phone: _____

Teacher Name: _____

Teacher email address: _____ ESU: _____

All images and music are original, are royalty free, or copyright permissions have been granted for broadcast and display.

I hereby grant permission to use this entry for positive recognition, display, publication, or broadcast by the Nebraska Educational Service Units and/or the Attorney General's Office of Nebraska.

Student Signature

Date

Student Signature

Date

Student Signature

Date

Student Signature

Date

Teacher Signature

Date

Entries must be submitted to local ESU by **February 1, 2013**.

Send entries to your local ESU, attention Technology Specialist. Email executivedirector@netasite.org if you have questions regarding who or which ESU to contact. ❖

Get Registered!

NEBRASKA DISTANCE LEARNING WEEK

NOVEMBER 5-9, 2012

The Nebraska Distance Learning Association (NDLA) will offer free 60-minute after school videoconference learning opportunities for Nebraska educators, serving different curricular areas. Sessions begin at 4 pm CT each day, Monday - Thursday.

MONDAY [November 5]

USING HOLOCAUST SURVIVOR TESTIMONY

This session with the **Institute of Holocaust Education** will explore the significance of using survivor testimony in teaching the Holocaust. Participants will learn how testimony personalizes lessons of the Holocaust and establishes a connection with survivors in our community. Sample testimony from the nationally recognized Echoes and Reflections: A Multimedia Curriculum on the Holocaust will be viewed. Teachers will gain an understanding of the purpose of using survivor testimony and how to carefully prepare themselves and their classes for experiencing a survivor's testimony. Teachers will be guided to the Institute for Holocaust Education's website to request a survivor speaker.



WEDNESDAY [November 7]

VIRTUAL FIELD TRIPS FROM NE PROVIDERS

Connect to Nebraska-based content providers **Henry Doorly Zoo, The Durham Museum, Homestead Monument and Joslyn Art Museum** to find out how these primarily K-8 programs can enhance your curriculum. We'll connect with each site to explore the topics offered, grade levels and standards addressed. Each of the four Content providers will answer questions that you may have about the activities they provide and how you can schedule these events. Discover these great, award winning virtual field trips from the state of Nebraska!



REGISTRATION

Participation is free for these after school events and registration is limited to eight dial-in sites per event. The allotted spaces will be confirmed on a first come first served basis. To register, go to <http://ndla.org>.

Dial-up instructions will be sent after registration prior to the day's event. Test calls will be available. Participation requires access to H.323 videoconferencing equipment (except for the NASA Webcast on Thursday at 4 pm CT). If you have questions about the ability to participate, please contact your distance learning coordinator or your local ESU.

TUESDAY [November 6]

PROGRAMS FOR MUSIC EDUCATORS

The Rock and Roll Hall of Fame and Museum

The **Rock and Roll Hall of Fame and Museum** is at the forefront of bringing popular music into the classroom, teaching the history of rock and roll to thousands of young people in classrooms across the country every year. See an overview of the Museum's award-winning interactive videoconferencing program **On the Road**. Participants will discover how class content supports related educational standards while experiencing interactive videoconferencing first hand.

The Manhattan School of Music K-12 Music Distance Learning Program has been offering a wide variety of standards-based music and music-related programs for over a decade. This session introduces teachers to the many interactive and engaging music programs that MSM offers through a live videoconference with MSM's Distance Learning staff. Get a glimpse into their most popular programming through video clips, a tour of our website, and group discussion.



ROCK AND ROLL
HALL OF FAME + MUSEUM



THURSDAY [November 8]

NASA RESOURCES FOR TEACHERS

NASA's Johnson Space Center Office of Education

offers a variety of programs and resources for students and educators. Join us for a live webcast as NASA Education Specialists share online resources, ready to implement hands-on activities, International Space Station downlink opportunities, exhibits, special events and much more!! Although videoconferencing equipment is not required to view the webcast, registration is still required. To view the webcast, click on the following link <http://www.nasa.gov/offices/education/programs/national/dln/webcast/webcast.html>

NASA's Digital Learning Network (DLN) connects your students to NASA experts and NASA education specialists. Register for programs during the day on Nov. 8 that provide overviews of the FREE standards-based video-conference events and opportunities available for students and teachers. Program times: Elementary, 9 a.m. or 1 p.m.; Middle Level, 10 a.m. or 2 p.m.; High School, 11 a.m. or 3 p.m. See more information on the registration page linked from <http://ndla.org>.



NDLW is brought to you by NDLA in conjunction with United States Distance Learning Association (USDLA) National Distance Learning Week.

For more information and to register, visit <http://ndla.org>

Also—Videoconference with Astronaut Clay Anderson December 5 from 10-11 a.m.

The Johnson Space Center's Digital Learning Network and the Nebraska Distance Learning Association invites you and your students to meet Nebraska's Astronaut, Clay Anderson. Students will learn about Clay's journey to NASA, his missions into Earth orbit and have the opportunity to ask questions. Although the ten schools have been selected to actively participate via video-conference, you may watch the webcast at <http://1.usa.gov/9XTgQ6> (or contact Gordon Roethemeyer for more information at groethem@esucc.org)



CALENDAR OF TECHNOLOGY CONFERENCES & SEMINARS

Events of every type for educators, technicians & administrators

January 2013

MacWorld Expo

Jan. 31–Febr. 2, 2013
The Moscone Center
San Francisco, CA
macworldexpo.com

Florida Educational Technology Conference (FETC)

January 28–31, 2013
Orange County
Convention Center,
Orlando, FL
fetc.org

February 2013

Midwest Education Technology Conference (METC)

February 11–13, 2013
St. Charles Convention Center
St. Louis, MO
metconference.org

Texas Computer Education Association (TCEA)

February 4–8, 2013
Austin, TX
www.tcea.org

Nebraska Association for the Gifted (NAG) Conference

February 28–March 1, 2013
Embassy Suites Conference Ctr.
La Vista, NE
www.negifted.org

March 2013

CoSN's School Networking Conference

March 11–13, 2013
San Diego, CA
www.cosn.org/events/

NDLA (Nebraska Distance Learning Association)

March 14–15, 2013
Southwest High School
Lincoln, NE
ndla.org

April 2013

National School Boards Association (NSBA)

April 13–15, 2013
San Diego, CA
annualconference.nsba.org

Infotec (by the AIM Inst.)

April 16–17, 2013
CenturyLink Center
Omaha, NE
infotec.org

NETA Spring Conference Ignite Learning!

April 25–26, 2013
La Vista Embassy Suites &
Conference Center
La Vista, NE
netasite.org

United States Distance Learning Association (USDLA)

April 28–May 1, 2013
St. Louis, MO
<http://www.usdla.org>

June 2013

Nebraska Career Education Conference (NCE)

June 4–6, 2013
Kearney, NE
nceconference.com

ISTE Conference Forging the Learning Frontier

June 23–26, 2013
San Antonio, TX
www.isteconference.org/2013/



August 2013

Annual Conference on Distance Teaching & Learning

August 7–9, 2013
Madison, Wisconsin
www.uwex.edu/disted/conference

NETA

Nebraska Educational Technology Association
PO Box 484
Gretna, NE 68028

NONPROFIT
U.S. POSTAGE
PAID
LINCOLN, NE
PERMIT NO. 1180



Membership Form

NETA Statement of Purpose: The Nebraska Educational Technology Association exists for the purpose of providing leadership and promoting the application of technology to the educational process. Its span of interest includes all levels and aspects of education.

Name _____ Position _____

Preferred Address _____

City _____ State _____ Zip _____

Home Phone _____ Work Phone _____

School/Agency Name _____ e-mail _____

If you attended the Spring Conference in April, 2012, one year of membership was included with your registration. If you would like to be a member, but can not attend the Spring Conference, membership dues are \$25 .00 and are good through April, 2013. Make checks payable to NETA. To become a member, please fill out the above form and mail with check to:

NETA Membership
PO Box 484
Gretna, NE 68028

- ☐ I am a new member
☐ I was recruited by this current NETA member

Address changes should be sent to the above address or e-mailed to: executivedirector@netasite.org